


Time to iREACT!

Testing your Dirty 30 Knowledge



1) Write a **definition** of each of the words listed below.

Plethora



Ostentatious

Meticulous

Nadir

Jocund

2) Please choose 3 of the words you found most difficult, and **create** 3 separate sentences, each including one of your chosen words.



Use the penguin image to help inspire you!

Expeditions

Wednesday, 02 December 2020

Read the two extracts about the expeditions to the Antarctic and Siberia.

To recall how to structure question 2

To be able to summarise effectively and write a complete answer.



AO1

QUESTION ONE

4 Marks**5 Minutes**

Read again the lines 1-11 of **Source A**.

Choose four statements below which are TRUE.

- Shade the boxes of the ones you think are true.
- Choose a maximum of four statements.

A	Douglas Mawson was walking downhill when the accident occurred.	<input type="radio"/>
B	Douglas Mawson was unprepared for his second fall through the snow.	<input type="radio"/>
C	Douglas Mawson only fell into the crevasse up to his legs the first time.	<input type="radio"/>
D	It is Douglas Mawson's backpack that saves him in his second fall.	<input type="radio"/>
E	Douglas Mawson moves 150 yards on after his first fall through the snow.	<input type="radio"/>
F	Douglas Mawson thought he was going to die when he fell through the snow for the second time.	<input type="radio"/>
G	Douglas Mawson's companions were waiting for him at the Hut.	<input type="radio"/>
H	Douglas Mawson feels lucky to have survived.	<input type="radio"/>

This question is based on Source A.

AO1

QUESTION TWO

8 Marks

10 Minutes

You need to refer to both source A and Source B for this question.

The two writers both experience dangers during expeditions.

Use details from both sources to write a summary of the similarities.

X4

Point

Make a clear statement about the connections.

Quote

Quote details from both sources.

Interpret

Make an inference which shows understanding.

- ✓ Demonstrate a clear **connection/difference** between texts.
- ✓ **Select** relevant **quotations** from both texts to support summary.
- ✓ Begin to **interpret** both texts.

Similarly	Likewise	As with	Like	Equally
Alternatively	Whereas	Unlike	Instead of	In contrast

AO1


QUESTION TWO

8 Marks


10 Minutes

**Details: experiences of the dangers faced.
Choose 3 quotations from each passage.**

Source A – Alone



Source B – Siberia



50/50 Method

50 – point
/ - evidence
50 – inference

SOURCE A 50/50

SOURCE B 50/50

SOURCE A 50/50

SOURCE B 50/50

SHARED WRITING

The two writers both experience dangers during expeditions.

Use details from both sources to write a summary of the similarities.

Your turn...

- Complete your response to this question by writing 3 paragraphs of your own.
- You have 10 minutes to write your answer.

Point – Quote – Interpret – Connective – Point – Quote – Interpret

SELF ASSESSMENT



Q2 AO1 Synthesise evidence		
Level 4	7-8	<ul style="list-style-type: none">Shows a detailed understanding of differencesOffers perceptive interpretation of both textsSynthesises evidence between textsSelects judicious range of quotations from both texts
Level 3	5-6	<ul style="list-style-type: none">Shows a clear understanding of differencesBegins to interpret both textsDemonstrates clear connections between textsSelects relevant quotations/references from both
Level 2	3-4	<ul style="list-style-type: none">Identifies some differencesAttempts some inference from one/both textsAttempts to link evidence between textsSelects some quotations/references
Level 1	1-2	<ul style="list-style-type: none">Shows simple awareness of difference(s)Offers paraphrase rather than inferenceMakes simple or no links between textsSimple textual reference

Have they made two relevant points about each text including compare and contrast language?

Have they included textual details or quotations?

Have they been able to infer meaning from the textual details they have provided?

Time to iREACT!

Testing your Dirty 30 Knowledge



- 1) Write a brief **definition** of each of the following words:

Ethereal

Sporadic

Idyllic

Ornate

Fastidious

- 2) **Illustrate** the correct use of each word by creating your own sentences. Please write one sentence per separate word.

HINT: if you struggle to create a definition, can you think of any synonyms?



Wednesday, 02 December 2020

Q3: Analysing Language

To analyse the effects of language within a text

To be able to plan and write an answer to question 3

AO2

QUESTION THREE

12 Marks

15 Minutes

You now need to refer only to Source B, Kate Marsden's account of her expedition to Siberia.

How does Marsden use language to create a sense of fear and tension?

X4

- You must focus on the **effect** of the language. What **impact** does it have on the **reader**?
- Select quotations with **precision** – zoom in on the impact of **specific words**.
- Pay attention to the section of the extract you have been asked to read.

Method

1) Use your opening sentence to refer to a **method** the author has used.

Evidence

2) Select a **quotation** from the text – pick out a key quotation.

Analysis

3) **Analyse** the meanings and connotations within the quotation – this should be the longest part of the paragraph.

Emotive language	Metaphor	Personification	Noun	(Dynamic) Verb
Semantic field	Simile		Adjective	Adverb

AO2

QUESTION THREE

12 Marks

15 Minutes

You now need to refer only to Source B, Kate Marsden's account of her expedition to Siberia.

How does Marsden use language to create a sense of fear and tension?

- Annotate the extract, focusing only on the paragraphs identified in the question.
- Look for any of the techniques listed below to help you.

Emotive language	Metaphor	Personification	Noun	(Dynamic) Verb
Semantic field	Simile		Adjective	Adverb

Point (method)	Evidence (short – integrate)	Analysis

Complete table – 3 analysis bullet points in each analysis section

SHARED WRITING

How does Marsden use language to create a sense of fear and tension?

Your turn...

- Complete your response to this question by writing 3 paragraphs of your own.
- You have 15 minutes to write your answer.

Method

Quotation

Analysis

Writing your Paragraphs

Method

1) Use your opening sentence to refer to a **method** the author has used.

Evidence

2) Select a **quotation** from the text – pick out a key quotation.

Analysis

3) **Analyse** the meanings and connotations within the quotation – this should be the longest part of the paragraph.

Useful sentences:

- This metaphor/simile/personification is used to show...
- The use of this adverb/verb/adjective/image represents...
- The writer is trying to symbolise...
- This image is effective because...
- The use of the adjective/noun/verb evokes a sense of...

Try to write at least 3 paragraphs of your own!

As well as

Furthermore

In addition to

Also

Moreover

This suggests...

This links to...

Alternatively, it might...

This indicates...

We can argue that...

The reader will...

This demonstrates...

This reveals...

How does Marsden use language to create a sense of fear and tension?

SELF ASSESSMENT



Q3 AO2 Explain & analyse language

Level 4	10-11-12	<ul style="list-style-type: none">Shows detailed, perceptive understanding of <i>language</i> featuresAnalyses the effects of the writer's choice of <i>language</i> featuresSelects a judicious range of examples . Uses a range of subject terminology appropriately
Level 3	7-8-9	<ul style="list-style-type: none">Shows clear understanding of <i>language</i> featuresClearly explains the effects of the writer's choice of <i>language</i> featuresSelects a range of relevant examples . Uses subject terminology accurately
Level 2	4-5-6	<ul style="list-style-type: none">Shows some understanding of <i>language</i> featuresAttempts to comment on the effect of <i>language</i> featuresSelects some relevant examplesUses some subject terminology, not always appropriately
Level 1	1-2-3	<ul style="list-style-type: none">Shows simple awareness of <i>language</i>Offers simple comment on the effect of <i>language</i>Simple references or examplesSimple mention of subject terminology

Have they made a range of clear points about the language techniques used?

Have they included a range of quotations?

Have they explained the effect of the language techniques on the reader?

Have they tried to develop a range of interpretations of the language?

Question 4 - Comparison

- To understand how to plan and write a response to question 4
- To be able to effectively compare non-fiction texts

AO1

QUESTION ONE

4 Marks

5 Minutes



Read again lines 1-17 of **Source B**.

Choose four statements below which are TRUE.

- Shade the boxes of the ones you think are true.
- Choose a maximum of four statements.

A		<input type="radio"/>
B		<input type="radio"/>
C		<input type="radio"/>
D		<input type="radio"/>
E		<input type="radio"/>
F		<input type="radio"/>
G		<input type="radio"/>
H		<input type="radio"/>

This question is based on Source B.

AO3

QUESTION FOUR

16 Marks

20 Minutes

For this question you need to refer *to the whole of source A together with the whole of source B*.

Compare how the writers have **conveyed** their different views and experiences about their expeditions.

In your answer, you could:

- compare their different ideas and perspectives
- compare the methods they use to convey their ideas and perspectives
- support your response with references to both texts.

This is the most important word in the question as it is asking you to write about the effects of the language through the techniques that the writers have used.

QUESTION FOUR

1. Identify the viewpoints and attitudes in both texts – are they similar or different?



2. Identify and analyse the techniques the writers have used to present their views.



3. Link your ideas together in an AMEA paragraph – use connectives.

Useful sentences:

- This metaphor/simile/personification is used to show...
- The use of this adverb/verb/adjective/image represents...
- The writer is trying to symbolise...
- This image is effective because...
- The use of the adjective/noun/verb evokes a sense of...

Remember to write **a lot** about a little!


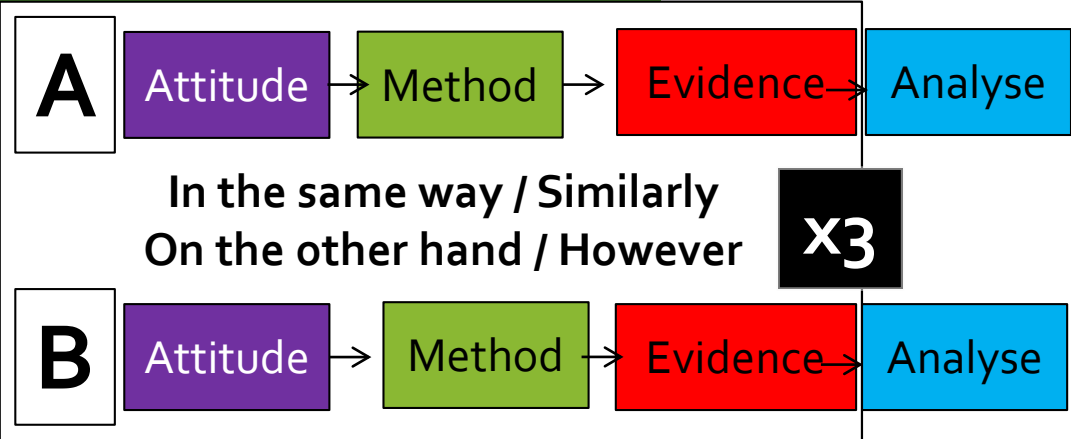
Similarly	Alternatively
Likewise	Whereas
As with	Unlike
Like	Instead of
Equally	In contrast

Emotive language	Metaphor	Statistic	Abstract noun	Verb
Semantic field	Simile	Alliteration	Adjective	Adverb

A	M	E	A
SOURCE A			
SOURCE B			
SOURCE A			
SOURCE B			

For this question you need to refer to the whole of source A together with the whole of source B.
Compare how the writers have conveyed their different views and experiences about their expeditions.

SHARED WRITING



EXAM PRACTICE

You have 20 minutes to write your own response to this question.

SELF ASSESSMENT



Q4 AO3 Compare writers' ideas		
Level 4	13-14-15-16	<ul style="list-style-type: none">▪ Detailed understanding of the differences in the ideas▪ Compares ideas and perspectives in a perceptive way▪ Analyse methods used to convey ideas and perspectives▪ Selects judicious range of quotations from both texts
Level 3	9-10-11-12	<ul style="list-style-type: none">▪ Shows a clear understanding of differences between the ideas▪ Compares ideas and perspectives in a clear and relevant way▪ Explains clearly how methods are used to convey ideas▪ Selects relevant quotations to support from both texts
Level 2	5-6-7-8	<ul style="list-style-type: none">▪ Identifies some differences between the ideas▪ Attempts to compare ideas Some comment on how methods are used to convey ideas▪ Selects some quotations/references, not always supporting
Level 1	1-2-3-4	<ul style="list-style-type: none">▪ Simple awareness of different ideas▪ Simple cross reference of ideas▪ Simple identification of how differences are conveyed▪ Simple references

Does each paragraph include each of the following?

Source A: Writer's attitude

Method

Evidence

Analysis

Connective

Source B: Writer's attitude

Method

Evidence

Analysis

Annotate your answer with these aspects of AMEA and then write a WWW/EBI underneath.