




YEAR 8

POP!

Bunting Project!

Brain into gear activity: Lesson 8




If $A=1$, $B=2$, $C=3$ etc. solve the following:-

20,8,18,5,1,4 14,5,5,4,12,5

19,5,23,9,14,7

Create your own based on a word from
previous learning.



Learning focus: To develop computer aided design (CAD)

Learning Outcomes

1-2

Basic image copied from googled

3-5

Image which has been successfully turned into a pop art style

6-7

A developed POP ART image of your choice which has been developed (change the colours)

8-9

A POP ART images that has been developed and repeated to suit your project and that clearly matches your chosen artist

Task:

1. Google: POP ART STUDIO
2. Upload an image
3. Choose a POP art style of your choice
4. Develop the colours
5. Save the image
6. Email to your teacher
7. srobinson@castlefordacademy.com

Key words: repeat, pattern, drop print, mirror, image, stylised, cartoon, colourful, bold, vibrant , shape, design, art.



CAD — example <https://popartsstudio.nl>



bobphotopix@blueyonder.co.uk

HOW T x | Email - x | Arty Sa x | The Wo x | Emily Ir x | Ibiza Su x | (23) Pin x | Ar

← → ↻ 🏠 🔒 <https://popartsstudio.nl>

Download the free Windows version

File: No file chosen

Uri:

? 📏 ↶ ↷ ↺ ↻ ↶ ↷ 📦

Opacity (%) ▾

Threshold ▾


Size (px) ▾

Shift (%) ▾

Vectorize Image

Curve

Grayscale

 Random Colors

Foreground Color

Color1

Color2

Background Color

www.popartsstudio.nl

Plenary

What was the lesson focus?

What does CAD/CAM STAND FOR?

How can CAD/CAM be used in textiles: _____
