


Textiles

Brain into gear activity:
Lesson 16




Name the following famous
fashion brands






YVES SAINT LAURENT



CHANEL



BURBERRY
ESTABLISHED 1856



Learning Focus: to develop the use of the sewing machine safely to develop the quality of your monster.

Learning Outcomes

You have used tools and equipment correctly.
You have practised using a sewing machine safely.

You have used a range of processes correctly and skilfully, accurately and correctly.
You have used the sewing machine safely to add decoration to your trousers.

You have shown a high level of quality and precision when using the sewing machine.
You have used a decorative stitches on the sewing machine to embellish the fabric.

Extension of learning

Decorative stitches sewing machine.

Health & Safety

Sewing Machine

Rules

1. Always ask permission to use machine
2. Only ONE person at a time
3. Tie long hair back
4. No drinks or liquids or wet fabric near machines
5. Keep fingers clear of needle
6. Sensible behaviour at ALL times
7. Tell the teacher if something breaks or stops working
8. **Ask for HELP if needed.**




Hazard(s)

Cuts/scratches



Keywords

BOBBIN
THREAD
NEEDLE
PRESSER FOOT
BALANCE WHEEL
STITCH



What have you learnt?

Learning Outcomes	

Have you stitched a straight and wavy line?

Have you stitched a corner?

Have you machine stitched your top hem?