

BIG



**What kind of materials  
Can this tool cut?**

**What kind of shapes  
Can it cut?**



**B**

**I**

**G**



## READY

Arrive Calmly  
Books and Equipment out  
Complete the BIG  
Homework handed in on time

## RESPECT

Listening  
Follow instructions first time  
Complete work to the highest standard  
Re-Do the work if its not correct  
Make Mistakes!

## SAFE

Wear PPE in the workshop  
Use only machines and tools you have being shown  
Follow workshop expectations

### Your choice

- *30 - 60 minute detentions*
- *Phone calls home*
- *Removed from the subject*



# Other tools and equipment

Last lesson we covered these tools. Can you remember what they are?








# Other tools and equipment



# Other tools and equipment



<u>TOOL</u>	<u>TOOL NAME</u>	<u>USED FOR</u>
	Bevelled edge chisel	Used to cut wood and joints
	Mortise Chisel	Used to cut out mortise joints
	Panel Saw Universal Saw	General saw for cutting timber
	Smoothing Plane	Used to shave wood shavings from the timber and level the timber.
	Mallet	Used to strike the chisel

## Straight cutting and curved lines





Name the tool

What is it used for?

